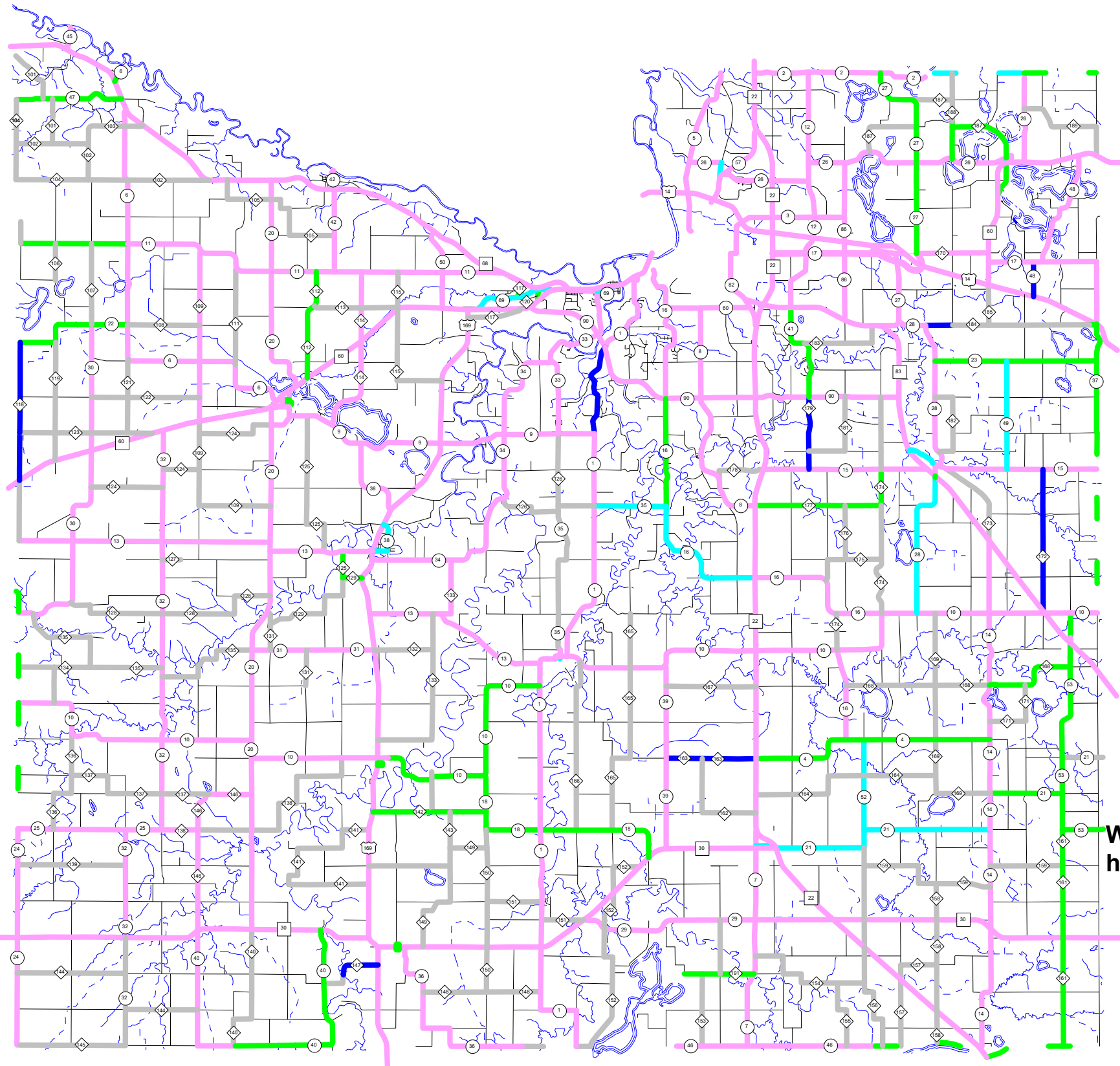
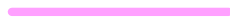








# BLUE EARTH COUNTY SPRING WEIGHT POSTINGS

March 4, 2021  
4 Week Minimum  
8 Week Maximum



-  10 TON
  -  9 TON
  -  7 TON
  -  5 TON
  -  5 TON COUNTY GRAVEL
  -  5 TON TOWNSHIP ROAD
  -  BORDER ROAD
- COLOR INDICATES POSTING**



Map is available in PDF format at  
<http://www.blueearthcountymn.gov>

**WEBSITE FOR FURTHER INFORMATION:**  
<https://www.dot.state.mn.us/materials/pvmt/design/sll/index.html>